

MARIO TOLEDO*

A NEW SPECIES OF *Hydronebrius* JAKOVLEV, 1897 FROM CHINA (Coleoptera Dytiscidae)

SUMMARY - *Hydronebrius amplicollis* n. sp. is described here from a single male specimen from China (Sichuan). This is also the first record of *Hydronebrius* for China. The species is briefly compared with *H. mattheyi* Brancucci 1980, which seems to be the closest species in this genus. A list of the known species of *Hydronebrius* is given.

RIASSUNTO - Una nuova specie di *Hydronebrius* Jakovlev, 1897 della Cina (Coleoptera Dytiscidae). Viene descritta *Hydronebrius amplicollis* n. sp. su un unico esemplare maschio della Cina (Sichuan). La specie rappresenta inoltre il primo dato di *Hydronebrius* per la Cina. Essa viene comparata brevemente con *H. mattheyi* Brancucci 1980 alla quale risulterebbe affine. Viene inoltre fornita una lista delle specie finora conosciute di questo genere.

In a lot of Chinese Dytiscidae received by Mr. Radek Dunda (Praha), there was included a single male specimen of *Hydronebrius* Jakovlev, belonging to a new species which I describe here below.

Hydronebrius a m p l i c o l l i s n. sp.

Type material: Holotype ♂, labelled China - Sichuan prov., Sabde env. 3000 m, 1-3.8.1992, leg. Schneider J.; in M. Toledo collection.

Description

Body flat, squarish oblong, with almost subparallel sides, slightly enlarged in the posterior third of the elytra. Angle between pronotum and elytra almost imperceptible. Upper coloration piceous black, dorsum strongly rugose.

Length 8.7 mm, width 4.4 mm.

Head black, with two reddish spots on the vertex, epistome regularly rounded. Punctuation almost imperceptible, scattered in a strongly impressed and coarse sculpture of subpolygonal meshes which gives a coriaceous appearance to the whole surface. Antennae and mouthparts ferruginous.

* Centro Studi Naturalistici Bresciani.




Fig. 1 - Habitus of *Hydronebrius amplicollis* n. sp.

Pronotum black, flat, with two long basal depressions almost reaching the forepart. Lateral sides somewhat rounded in the anterior half and subparallel in the posterior half, with a narrow border. Base of pronotum slightly sinuated in the middle.

Sculpture as on the head, coarse and strongly impressed.

Elytra black, flat, almost subparallel as far as approximately the last third, where it reaches its maximum width. Apex slightly sinuated. Sculpture even more strongly impressed than on head and pronotum, especially on the sides and on the apex, together with small scattered punctures and a hardly perceptible microreticulation.

Underside: blackish-brown, prosternum reddish-brown, prosternal process black; very rough and slightly microreticulated, except for the middle of the metasternum which is a little smoother. Metasternal wings with thin apex, slightly curved above. Last sternite distinctly concave in the middle.

Legs: femurs densely microreticulated and with transversal grooves. Pro and mesofemurs reddish-brown, metafemurs darker. Tibiae blackish-brown, microreti-

culated, thickly covered with spiculae. Tarsal segments ferrugineous, except for the first two, which are a bit darker.

Male: pro and mesotarsi slightly dilated with tufts of adhesive hairs. Inner claws thin, regularly curved. Penis as in fig. 4, moderately acuminate at the apex in lateral view and with tip slightly rounded in dorsal view.

Female: unknown.

Derivatio nominis: Adjective derived from the shape of the pronotum, unusual for this genus.

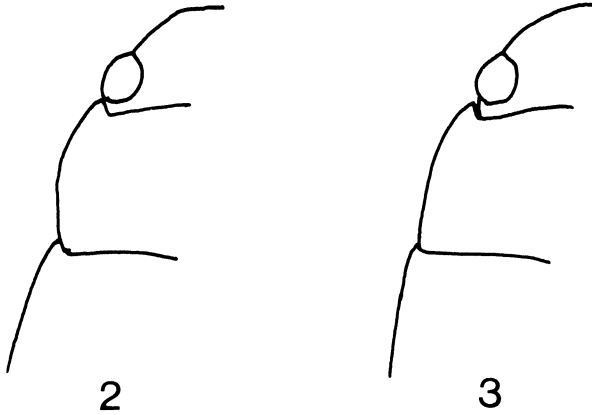


Fig. 2-3 - Side of pronotum, head and proximal portion of elytra of 2: *H. mattheyi* Brancucci; 3: *H. amplicollis* n. sp.

DISCUSSION

This is the first *Hydronobrius* recorded from China, and it is easily distinguished from the other known species by its smaller size, the rough sculpture and the shape of the body. However this species seems to be relatively close to *H. mattheyi* Brancucci 1980, described from Himalaya with two subspecies: one from Pakistan (*H. m. mattheyi*) and one from Nepal (*H. m. nepalensis*). *H. amplicollis* n. sp. differs from this species in size (being much smaller), in the less acuminate apex of the penis, in the absence of strongly marked punctures, in the even rougher surface due to the strong sculpture, in the concave last sternite and, above all, in the shape both of the pronotum, which is subparallel and does not form an angle with the elytrae, and of the head, which seen from above has a regular rounded profile (see figs. 2-3).

With *amplicollis* n. sp., the genus *Hydronobrius* reaches the number of four species plus one subspecies, distributed in the mountains of Central Asia:

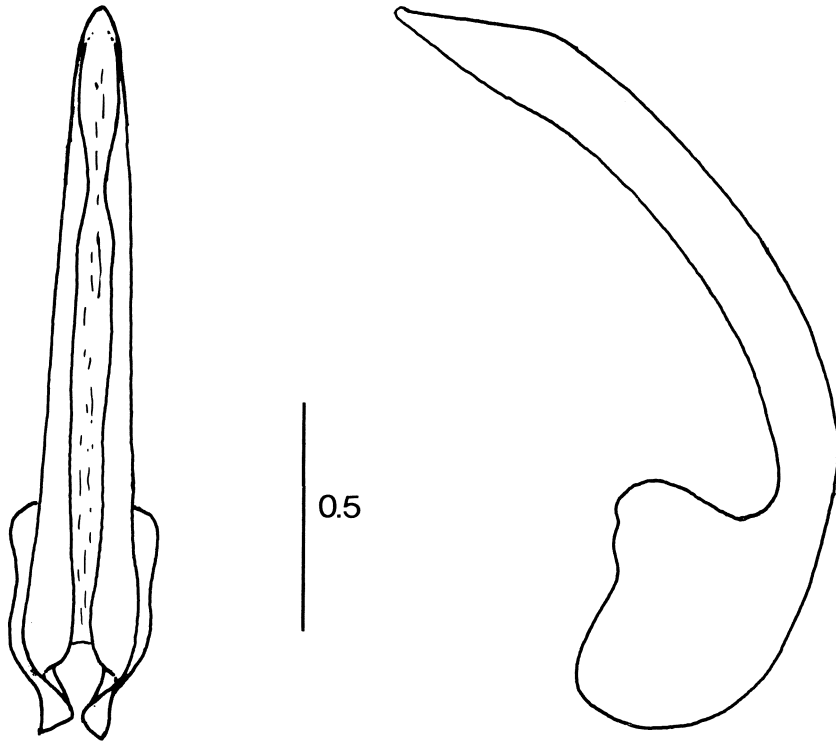


Fig. 4 - Penis of *H. amplicollis* n. sp., dorsal sight and lateral sight.

H. cordaticollis (Reitter, 1896): Tadzshikistan, Turkmenia;

H. guignoti Vazirani, 1970¹: India (Kashmir);

H. mattheyi mattheyi Brancucci, 1980: Pakistan;

H. m. nepalensis Brancucci, 1980: Nepal;

H. amplicollis n. sp.: China (Sichuan).

For the identification of the species see BRANCUCCI, 1980.

AKNOWLEDGEMENTS

I want to express my warmest thanks to the following colleagues, who helped me in various ways during the drafting of this paper: Michel Brancucci (Basel), Dante Vailati (Brescia), Paolo Mazzoldi (Brescia).

¹ KAVANAUGH and ROUGHLEY (1981), after examination of type material of *Amphizoa kashmirensis* Vazirani, 1964, affirm that in reality these specimens belong to the genus *Hydronebrius* and they seem to be identical to *H. guignoti* Vazirani, 1970. In this case *kashmirensis* Vazirani, 1964 should have priority on *guignoti* Vazirani, 1970. The question needs further examination on type material of both these taxa.

REFERENCES

- BRANCUCCI M., 1980 - *Espèce et sous espèce nouvelles du genre Hydronebrius (Insecta: Coleoptera: Dytiscidae)*. Senckerbergiana Biol., 60 (3-4): 171-174.
- BRANCUCCI M., 1984 - *A new Platambus from China (Coleoptera, Dytiscidae)*. Bull. Soc. Entomol. Suisse, 57: 153-154.
- KAVANAUGH D. H. and ROUGHLEY R. E., 1981 - *On the identity of Amphizoa kashmirensis Vazirani (Coleoptera: Amphizoidae)*. Pan-Pacific Entomol., 57 (1): 269-272.
- REITTER E., 1896 - *Abbildungen mit Beschreibungen zehn neuer Coleopteren aus der Paläarktischen Fauna*. Wien. ent. Ztg., 15 (8): 233-240.
- VAZIRANI T. G., 1970 - *Contributions to the study of aquatic beetles (Coleoptera), VII. Revision of Indian Colymbetinae (Dytiscidae)*. Oriental Ins., 4 (3): 303-362.
- ZAITZEV F. A., 1953 - *Coleoptera: Amphizoidae, Hygrobiidae, Haliplidae, Dytiscidae, Gyrinidae. Fauna of the U.S.S.R.* Israel Program of Scientific Translation (1972), Jerusalem, 4.

Author's address:

MARIO TOLEDO, via Tosoni 20 - 25124 BRESCIA