


Riproduzione di colore di intonaco di parti lapidee che richiamano la Pietra di Botticino

1. S 2005-Y30R



FONDI

Riproduzioni di colori di intonaci utilizzati per il fondo o per superfici a bugnato, ottenuti con l'utilizzo di calci idrauliche a componente marnosa o di arenaria ed aggregati provenienti dall'alveo di fiumi del territorio (frequentemente il Mella)


2. S 4005-Y20R



3. S 2005-G40Y




4. S 2005-G70Y



5. S 2010-Y40R




6. S 3010-Y30R



7. S 0603-Y20R



8. S0603-G40Y



9. S 2005-Y30R




10.S 0502-R50B



11.S 1002-G



12.S 1005-R90B



ROSATI:

13.S 1510-Y90R




14.S 1510-Y60R



15.S 6020 Y40R



16.S 1015-Y60R



S 1015-Y60R

TERRE DI SIENA:

17.S 4020-Y40R



S 4020-Y40R

18.S 3010-Y50R



S 3010-Y50R

GIALLI:

19.S 2040-Y30R



S 2040-Y30R

20.S 2050-Y50R




21.S 0540-Y20R



22.S 1030-Y20R




23.S 3050-Y30R



(solo riquadri o rilievi)

24.S 1040-Y30R



25.S 1020-Y30R




ROSSI:

26.S 4020-Y70R



27.S 1515-Y70R



28.S 4020-Y50R



29.S 1510-Y50R



30.S 3020-Y50R




31.S 3020-Y60R




VERDI:


32.S 2502-Y



33.S 3020-G70Y



34.S 1510-G80Y




SERRAMENTI:


35.S 8010-B90G



36.S 5540-G10Y



37.S 8500-N



38.S 8010-Y30R



NELLA PAGINA SEGUENTE LA TABELLA DI CONVERSIONE DELLA CARTELLA DA SISTEMA NCS
A SISTEMA RGB

<i>NOTAZIONE NCS</i>	<i>R G B</i>		
1. S 2005-Y30R	206	194	178
2. S 4005-Y20R	160	148	131
3. S 2005-G40Y	197	200	188
4. S 2005-G70Y	195	197	181
5. S 2010-Y40R	210	182	157
6. S 3010-Y30R	187	164	139
7. S 0603-Y20R	241	234	218
8. S 0603-G40Y	235	236	226
9. S 2005-Y30R	206	194	178
10.S 0502-R50B	238	234	236
11.S 1002-G	219	222	218
12.S 1005-R90B	213	219	223
13.S 1510-Y90R	215	190	184
14.S 1510-Y60R	222	196	178
15.S 6020 Y40R	124	85	58
16.S 1015-Y60R	240	201	179
17.S 4020-Y40R	169	128	98
18.S 3010-Y50R	189	163	144
19.S 2040-Y30R	220	157	93
20.S 2050-Y50R	218	128	77
21.S 0540-Y20R	255	207	120
22.S 1030-Y20R	246	201	136
23.S 3050-Y30R	192	122	58
24.S 1040-Y30R	253	183	111
25.S 1020-Y30R	243	202	154
26.S 4020-Y70R	166	121	106
27.S 1515-Y70R	223	184	167
28.S 4020-Y50R	171	126	102
29.S 1510-Y50R	225	195	174
30.S 3020-Y50R	197	150	122
31.S 3020-Y60R	188	145	123
32.S 2502-Y	189	184	174
33.S 3020-G70Y	167	165	122
34.S 1510-G80Y	214	210	180
35.S 8010-B90G	31	53	46
36.S 5540-G10Y	2	82	48
37.S 8500-N	48	46	44
38.S 8010-Y30R	71	53	37